

Comprehensive Clinical Program

REMEDEE	N= 183	Prospective, multicenter, randomized study <i>Company sponsored</i>
EGO COMBO	N= 61	Single center study with longitudinal OCT assessment of COMBO's healing profile <i>Physician initiated</i>
REMEDEE OCT	N= 60	Prospective, multicenter, randomized study <i>Company sponsored</i>
REMEDEE Registry	N= 1,000	Prospective, multicenter, all-comers post-market registry <i>Physician initiated</i>
HARMONEE Japan & US	N= 572	Prospective, multicenter, randomized study for Japan approval and U.S. feasibility <i>Company sponsored</i>
REDUCE	N= 1,500	Prospective, multicenter, randomized study with reduced DAPT in ACS patients <i>Physician initiated</i>
MASCOT	N= 2,500	Prospective, multicenter, worldwide all-comers post-market registry <i>Company sponsored</i>
RECOVERY China	N= 436	Prospective, multicenter, randomized study for China approval <i>Company sponsored</i>
COSTA	N= 900	Prospective, multicenter, randomized study with single anti-platelet therapy in patients on oral anticoagulants <i>Physician initiated</i>

7,000+ Patients
(Patients receiving COMBO Stent: 6,168 Enrollment ongoing)



Ordering Information

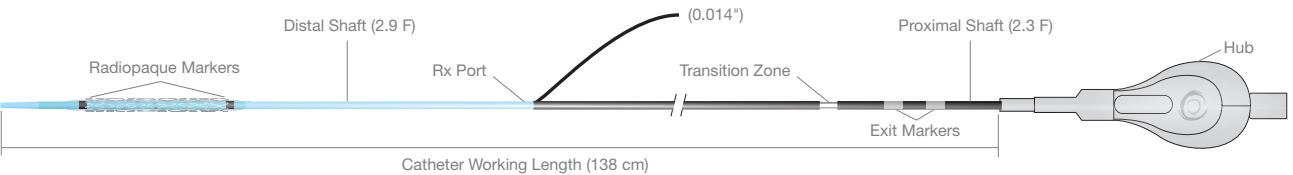
Ø	Length (mm)								Stent Expansion Limit*
	9	13	15	18	23	28	33	38	
2.5	225-092-8	225-132-8	225-152-8	225-182-8	225-232-8	225-282-8	225-332-8	-	3.25mm
2.75	227-092-8	227-132-8	227-152-8	227-182-8	227-232-8	227-282-8	227-332-8	-	3.25mm
3.0	230-092-8	230-132-8	230-152-8	230-182-8	230-232-8	230-282-8	230-332-8	230-382-8	4.50mm
3.5	235-092-8	235-132-8	235-152-8	235-182-8	235-232-8	235-282-8	235-332-8	235-382-8	4.50mm
4.0	240-092-8	240-132-8	240-152-8	240-182-8	240-232-8	240-282-8	240-332-8	240-382-8	4.50mm

* to maintain full stent integrity

Product Specifications

Stent		Balloon Catheter	
Strut dimensions:	0.0035" (0.09 mm) width x 0.0040" (0.10 mm) thickness	Proximal shaft:	Hypotube
Radiopacity:	Moderate	Nominal pressure:	9 atm
Material:	316L stainless steel	Rated burst pressure:	16 atm
Side branch access:	4.50 mm	Avg. burst pressure:	> 28 atm
Foreshortening:	< 1 %*	Nominal crossing profile:	0.042" (1.06 mm)*
Recoil:	< 5 %*	Catheter tip length:	4.00 mm
Vessel wall coverage:	17 %*	Max. guide wire OD:	0.014"
Radial force (to 50% lumen collapse):	> 25 Psi*	Shaft (prox/distal):	2.3 F/2.9 F
		Guiding catheter compatibility:	5 F (0.057" ID min) 2.5-3.5 mm 6 F (0.068" ID min) 4.0 mm

*3.0 mm diameter stent



For more information please visit our website at www.OrbusNeich.com or contact us:

EMEA HEADQUARTERS
Drs. W. van Royenstraat 5
3871 AN Hoevelaken
The Netherlands
Phone +31.33.254.1150 Toll Free Phone 00800.0254.1150*
Fax +31.33.254.1151 Toll Free Fax 00800.0254.1151*

* Only for Belgium, Denmark, France, Germany, Ireland, Netherlands, Norway, Sweden and UK

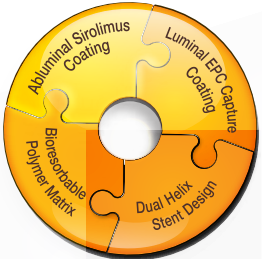
© 2015 OrbusNeich. All rights reserved. **Not available for sale in the USA.**

#G-70-0352 Rev04

COMBO and OrbusNeich are Trademarks of OrbusNeich Medical, Inc.



Coronary Stent



The Unique Solution for
True Vessel Healing



The **COMBO Dual Therapy Stent** combines a pro-healing antibody coating on the luminal surface, to accelerate endothelial coverage through the capture of endothelial progenitor cells (EPCs), together with drug elution on the abluminal surface, to control neo-intimal proliferation, offering the unique solution for true vessel healing. COMBO provides a safe, no compromise solution for physicians and their patients.

Abluminal effect

Abluminal Sirolimus Coating

- Controls neointimal proliferation
- Drug eluted by 30 days

Luminal effect

Luminal EPC Capturing Coating

- EPCs are captured by antibodies
- EPCs differentiate into endothelial cells
- A mature, functional endothelium is formed

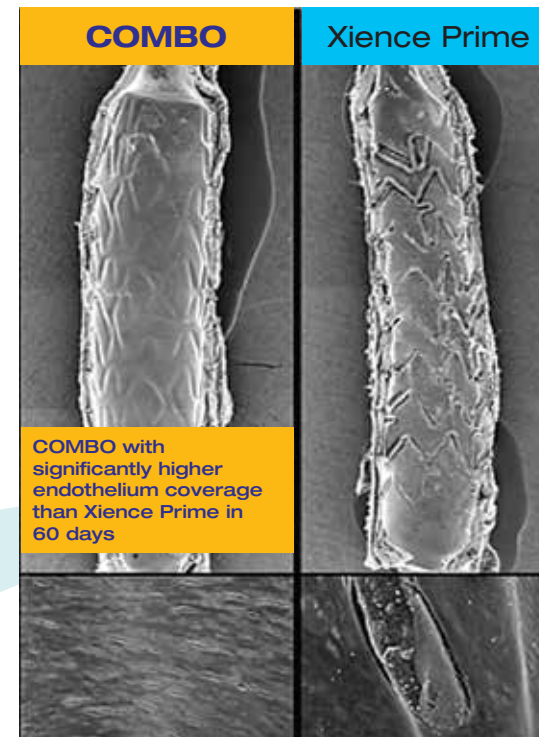
Bioresorbable Polymer Matrix

- Full and complete polymer degradation within 90 days

Dual Helix Stent Design

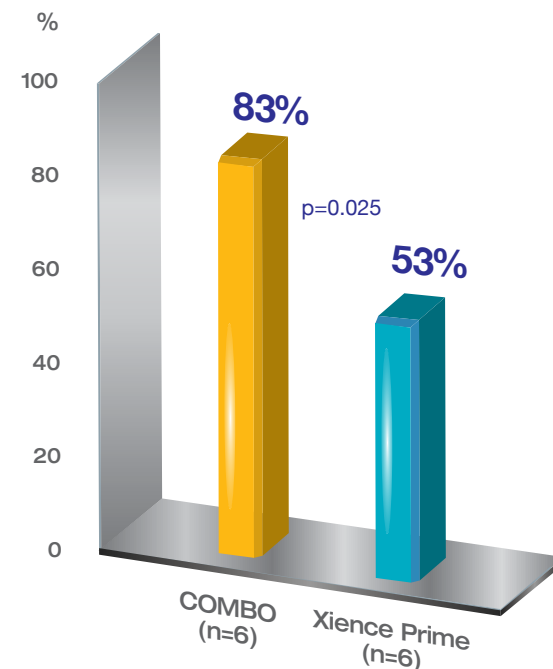
- Unsurpassed sidebranchability
- Natural conformability

Regenerate Endothelium



Poster Presentation by
Prof R Virmani at TCT 2013

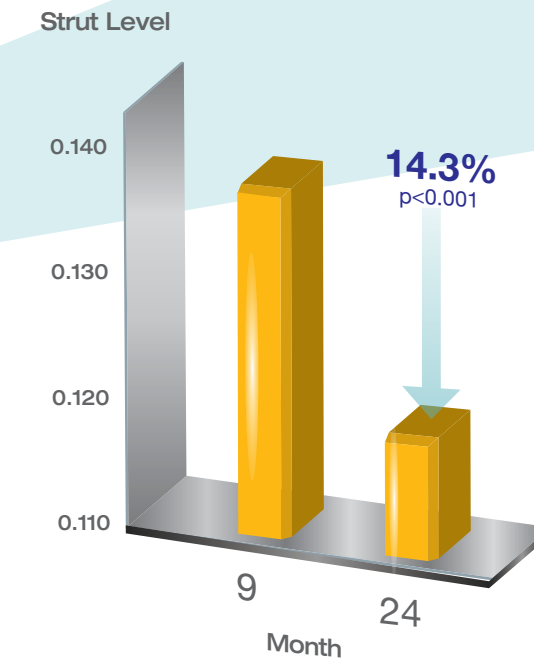
Endothelium Coverage by SEM



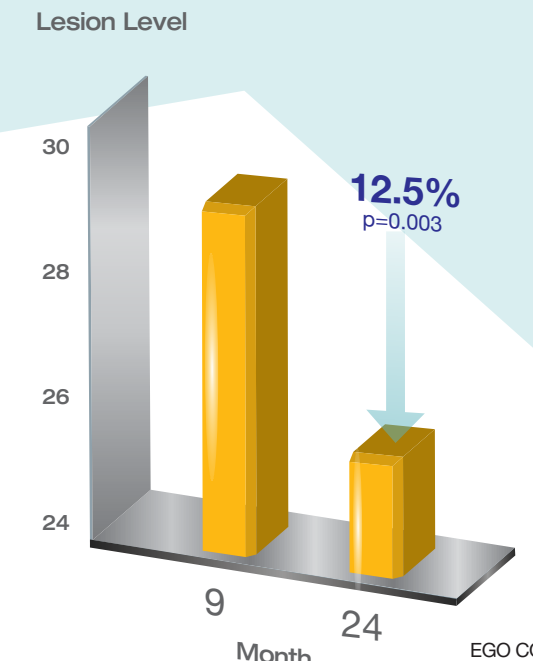
Poster Presentation by
Prof R Virmani at TCT 2013

Unique Neointimal Regression

Neointimal Thickness (mm)

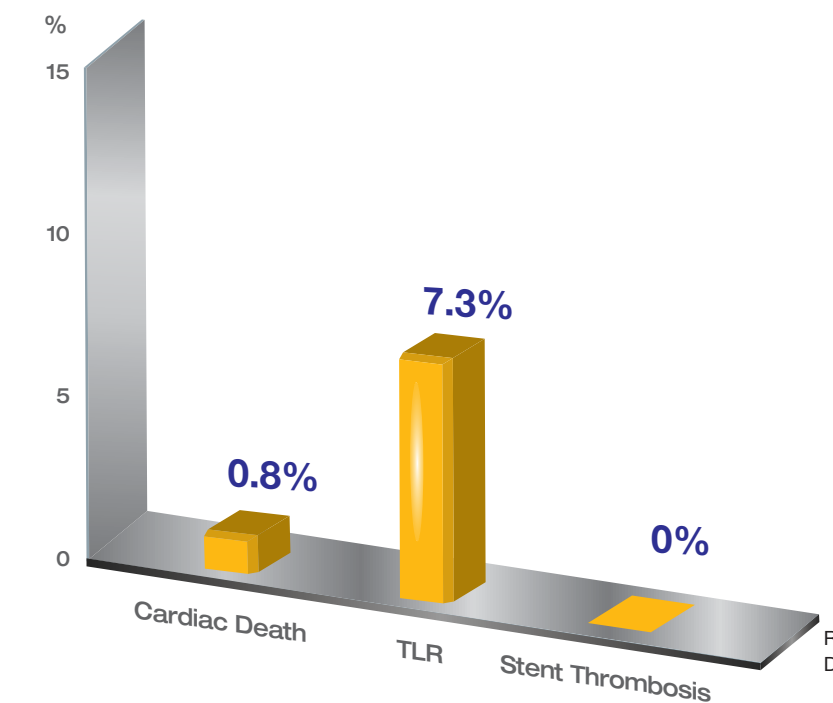


Neointimal Volume (mm³)



EGO COMBO results presented by
Prof S Lee at TCTAP 2014

Low Event Rates at 4 Years



REMEDEE results presented by
Dr R Mehran at EuroPCR 2015